





Forgot Password

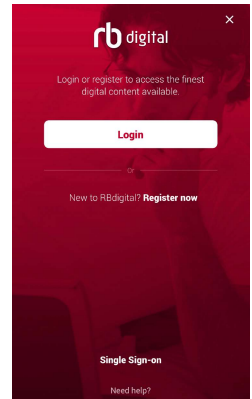
NOTE: Use the same log in credentials for mobile apps as used on desktop-platform account site. Or, click 'Forgot Password' link on login screen and follow the simple steps to reset password.

Download and open the RBdigital App.



1

Choose Country.
Enter Username, email address or card number associated with your account.



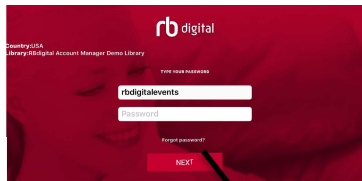
Click Next.

2

Enter Password.

Click Next.

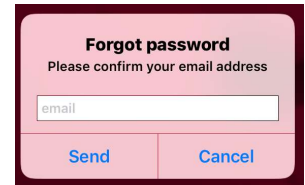
Tap **Forgot Password** link, if you can remember your password.



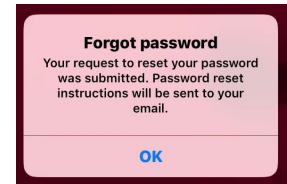
Forgot Password?

3

Enter email address associated with your RBdigital account.



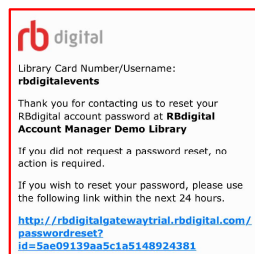
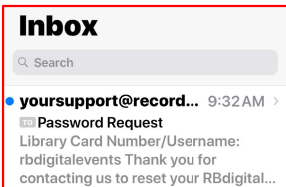
Success message alerts you to check your email to proceed and reset password.



4

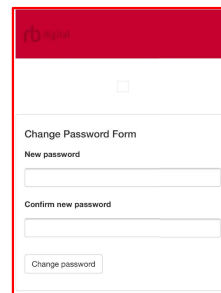
Open email and follow prompts.

Reset your password.

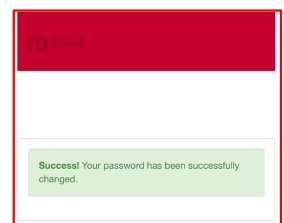


5

Enter new password and confirm.



Success! Go back to RBdigital App and log in with new password.



6

NOTE: Need more help? Click on the Help link or contact your library Information Desk for assistance.