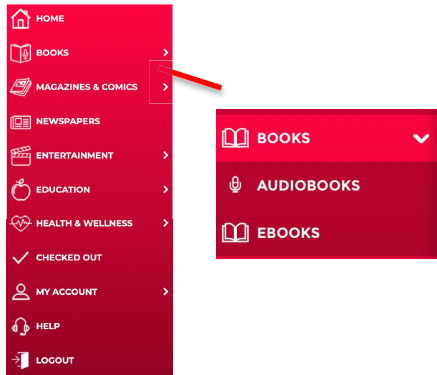


Finding and Checking out Audiobooks

Log in to accounts—your content formats will display in categories and in the menu—then check out and enjoy!

NOTE: Note: If you don't see all content formats on your desktop, your library may have another RBdigital collection available. Go to eResources on your library's website for more information and set up another account to access additional RBdigital content. On mobile apps, you may switch your RBdigital profiles with My Account in the menu.

Open the menu and tap **BOOKS**.

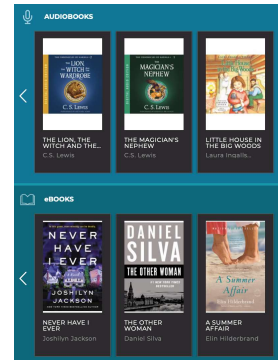


1

Select format and browse featured title carousels.

Tap cover to open title detail page.

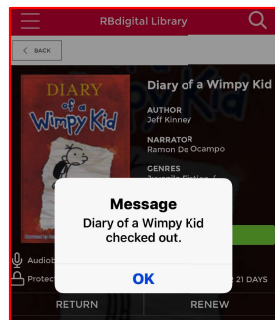
Tap search icon to search full title list.



2

Tap **CHECKOUT** to add a book to your personal collection.

If a title is not available you may select Hold or Wishlist.

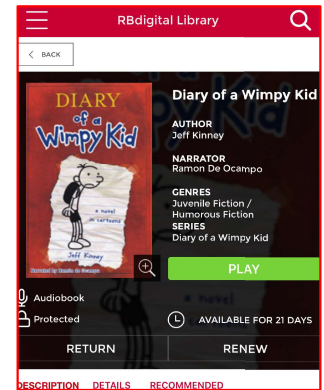


3

Tap **OK** to close message.

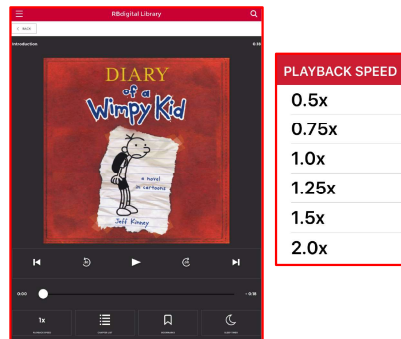
Tap **PLAY** to open Audiobook.

Tap **READ** to open eBook.



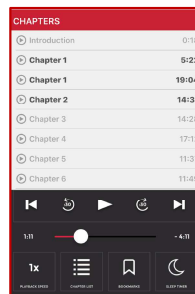
4

Audiobooks player offers options for playback speed, chapter listings, bookmarking, and sleep timer.

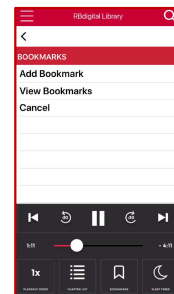


5

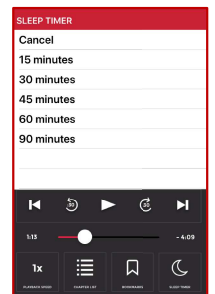
Chapters



Bookmarks



Sleep Timer



6

Note: Scroll through content formats and specific titles or services to view featured items. You may also search for additional items and/or tap on a title cover to open a detail page and complete checkout.